




UL-Certified
 ISO STANDARDIZED
 PCRS
 Green Building Credits
 Independently Verified
 CRADLE-TO-GRAVE
 EPD
 Environmental Product Declaration
 TILE MORTAR GROUT
 CREDIBILITY
 Natural Resources
 Tile Council
 Transparency
 ENERGY DEMAND
 Carbon Footprint
 LCA
 75-YEAR IMPACT ASSESSMENT
 LOW ENVIRONMENTAL IMPACT
 ATMOSPHERE

Guide to EPDs for Ceramic Tile, Mortar, and Grout Made in North America

2024



Total Transparency

The EPDs for North American-made Ceramic Tile, Mortar and Grout report the environmental footprints of North American-made ceramic tile, mortar and grout across all major impact categories within a 75-year building service life. Specify ceramic tile, mortar and grout covered by the EPDs to fulfill requirements of leading green building programs.



These EPDs are initiatives of the Tile Council of North America and participating members. Data analysis and modeling were performed by WAP Sustainability Consulting. Third-party certification by UL Environment ensures conformance to ISO standards for EPDs and LCAs.



Download EPDs at
www.TCNAtile.com

CONTENTS

TOTAL TRANSPARENCY: EPDs FOR NORTH AMERICAN-MADE CERAMIC TILE, MORTAR, AND GROUT

The Credibility Process	52
Products Covered by the EPDs	54

CREDITS AND COMPLIANCE: NORTH AMERICAN-MADE CERAMIC TILE, MORTAR, AND GROUT

LEED v4.1	56
Green Globes ANSI/GBI 01-2019	57
NAHB National Green Building Standard	58
International Green Construction Code (IgCC) Powered by ASHRAE 189.1	59
Collaborative for High Performance Schools (CHPS)	60
CALGreen	61
GSA P-100 Facilities Standards	61

ENVIRONMENTAL FOOTPRINT: TILE, MORTAR, AND GROUT A 75-YEAR IMPACT ANALYSIS

Global Warming Potential (GWP)	63
Photochemical Oxidant Creation Potential (POCP)	64
Ozone Depletion Potential (ODP)	65
Acidification Potential (AP)	66
Eutrophication Potential (EP)	67
Fossil Fuel Resource Depletion	68

EPD TRANSPARENCY SUMMARIES

UL Environment Summary of EPD Data - Tile	70
UL Environment Summary of EPD Data - Grout	72
UL Environment Summary of EPD Data - Mortar	74

TOTAL TRANSPARENCY

EPDs FOR NORTH AMERICAN-MADE CERAMIC TILE, MORTAR, AND GROUT

The environmental product declarations (EPDs) for North American-made ceramic tile, mortar, and grout provide a comprehensive overview of how these products impact the environment. The combination of the three provides environmental impact data, per square meter, of the main materials used to set tile.

The EPDs address the most important environmental considerations affecting the well-being of the planet and those who call it home—specifically, global warming, fossil fuel resource depletion, acidification, smog formation, eutrophication, and ozone depletion.

And, because EPDs and product environmental transparency are increasingly required in green construction standards and rating systems, specifying ceramic tiles, mortars, and grouts covered by the

EPDs can help achieve green building points and meet transparency requirements. In fact, as most green building standards, codes and rating systems provide incremental credit for the use of each product covered by an EPD, using tile in a project, with the accompanying mortar and grout, means that a single tile installation using materials covered by North American EPDs could potentially contribute “three times (3X).”

The Credibility Process

When selecting construction materials, it’s important to know decisions are supported by reliable, life cycle-based sustainability information. For the North American-made Ceramic Tile, Mortar, and Grout EPDs, the life-cycle assessments were independently performed by WAP Sustainability Consulting, all



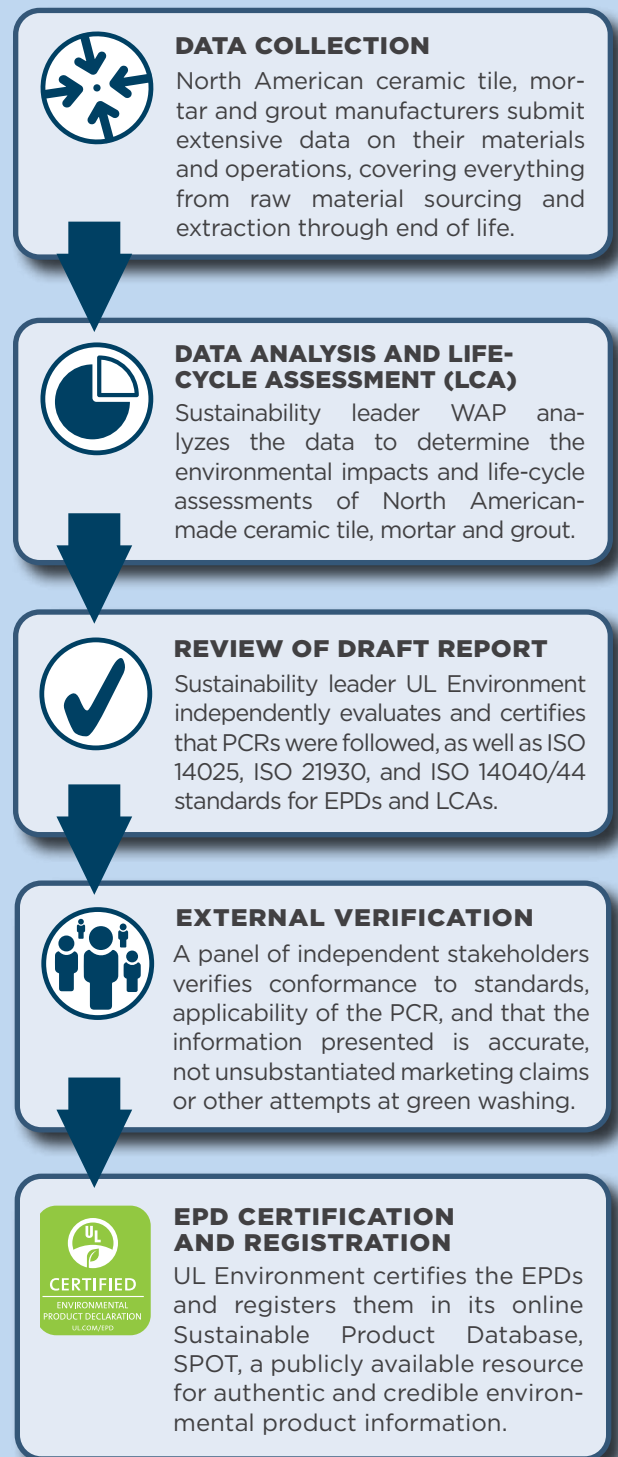
per the ISO standard 14040/44, *LCA Principles, Framework, Requirements, and Guidelines*. Additionally, UL Environment, as Program Operator, verified the validity of the LCAs and certified the requirements of ISO 14025, *Principles and Procedures for EPDs*, and ISO 21930, *Core Rules for EPDs of Construction Products and Services*, were met. Conformance to these standards, plus certification of the EPDs by a globally recognized sustainability leader, ensures the EPDs are accurate, not unsubstantiated marketing claims or other attempts at “green washing.”

To produce the EPDs, the participating manufacturers provided extensive data on their materials and operations and participated in a cradle-to-grave evaluation of their products, from raw material sourcing/extraction, through manufacturing, delivery, installation, use, and end of life.

For each EPD, the specific environmental impacts measured, and the methodology for measuring those, are dictated by a Product Category Rule (PCR). For the tile EPD, the North American PCR, UL 10010-7 Part B: Flooring EPD Requirements v2.0, was followed. Using product category rules developed for all flooring allows tile covered by the EPD to be compared to other flooring products evaluated under the same PCR.

For the mortar and grout EPDs, the North American PCR, UL Part B: Cement-Based Grout, Adhesive Mortar, and Leveling Underlayment EPD Requirements v1.0, was followed.

The standardized reporting of tile, mortar and grout required by the PCRs additionally provides transparency and prevents green washing, as all parameters and impacts in the PCR must be reported, not just those areas in which a product performs well.



TOTAL TRANSPARENCY EPDs FOR NORTH AMERICAN-MADE CERAMIC TILE, MORTAR, AND GROUT

Products Covered by the EPDs

Because the EPDs are based on aggregated data from all participating manufacturers, they are “generic” or “non-proprietary” EPDs. As most major North American tile industry manufacturers participated, over 85% of North American-made products are covered: 3.4 billion square feet of tile and 1 billion kilograms of mortar and grout.

To find out if a specific product line is covered by a certified EPD, contact the participating manufacturers.

Participating Tile Manufacturers

American Wonder Porcelain

Arto

Crossville

Dal-Tile Corporation

Del Conca USA

Florida Tile

Interceramic

Ironrock

Porcelanite Lamosa

Portobello America

Quarry Tile Company

StonePeak Ceramics

Vitromex de Norteamérica

Participating Grout and Mortar Manufacturers

Ardex

Bostik

Cemenquin/Cement Pro

Cemix/Texrite

Crest

Custom Building Products

HB Fuller/Tec

Interceramic

Laticrete

Mapei

Parex

Schluter

The EPDs were initiated by Tile Council of North America (TCNA) and its participating members, with data analysis and modeling by WAP Sustainability and third-party, independent certification by UL Environment.



Solutions



Download the EPDs at [TCNatile.com](https://www.tcnatile.com)

Just as nutrition labels inform the calorie conscious on food choices, an EPD informs with respect to sustainability. When using the North American-made Tile EPD alongside other flooring products' generic EPDs, one thing is clear: Overall ceramic tile has the lowest 75-year environmental impact per square meter. Similarly, the industry-wide EPDs for North American-made mortar and grout report very low 75-year environmental impacts per installed square meter.

Environmental Facts	
Functional unit: 1 m ² of Ceramic Tile Floor Covering Reference Service Life (RSL): 75 Years	
75 YEAR IMPACT ASSESSMENT	Total
Global Warming Potential (kg CO ₂ eq)	19.6
Acidification Potential (kg SO ₂ eq)	0.037
Ozone Depletion Potential (kg R11 eq)	6.7E-10
Smog Potential (kg O ₃ eq)	0.8
Eutrophication Potential (kg N eq)	0.003
Fossil Resource Depletion (MJ)	32
OTHER INFORMATION	
Zero VOCs	
Boundaries	Cradle to Grave
Recycled Content	Varies
Green Squared Certification*	Some Tiles
Ceramic Tile Ingredients: Clay (69.8%), Sand (6.2%), Talc (1.1%), Feldspar (11.3%), Scrap (6.5%), Frit (0.4%), Calcium Carbonate (1.5%), Ash (1.4%), Additives (0.7%), Ink (0.2%), Glaze (1.1%)	
Visit www.TCNAtile.com for further information.	

Environmental Facts	
Functional Unit: 1 m ² of Installed Grout (Application Rate, 0.212 kg/m ²) Reference Service Life (RSL): 75 Years	
75 YEAR IMPACT ASSESSMENT	Total
Global Warming Potential (kg CO ₂ eq)	0.192
Acidification Potential (kg SO ₂ eq)	0.000528
Ozone Depletion Potential (kg R11 eq)	7.12E-12
Smog Potential (kg O ₃ eq)	9.06E-03
Eutrophication Potential (kg N eq)	3.59E-05
Fossil Resource Depletion	0.26
OTHER INFORMATION	
VOC Emissions-CDPH Section 01350	Meets
Recycled Content	Varies
Green Squared® Certification	Some Grout
ANSI A118.6, ANSI A118.7	Meets
Tile Grout Ingredients: Sand, White Cement, Limestone, Grey Cement, Calcium Aluminate, Calcium Formate, Other Additives	
Visit www.TCNAtile.com for further information.	

Environmental Facts	
Functional Unit: 1 m ² of Installed Tile Mortar (Application Rate, 4.07 kg/m ²) Reference Service Life (RSL): 75 Years	
75 YEAR IMPACT ASSESSMENT	Total
Global Warming Potential (kg CO ₂ eq)	2.9
Acidification Potential (kg SO ₂ eq)	0.0077
Ozone Depletion Potential (kg R11 eq)	2.53E-10
Smog Potential (kg O ₃ eq)	0.144
Eutrophication Potential (kg N eq)	6.29E-04
Fossil Resource Depletion	4.05
OTHER INFORMATION	
VOC Emissions-CDPH Section 01350	Meets
Recycled Content	Varies
Green Squared® Certification	Some Mortar
ANSI A118.1, ANSI A118.4, ANSI A118.11, ANSI A118.15, ISO 13007	Meets
Tile Mortar Ingredients: Sand, Calcium Carbonate, Grey Cement, White Cement, Ethylene Vinyl Acetate, Admixture, Cellulose Ether, Other Additives	
Visit www.TCNAtile.com for further information.	

CREDITS AND COMPLIANCE

NORTH AMERICAN-MADE CERAMIC TILE, MORTAR, AND GROUT

LEED v4.1

Under the credit category Building Product Disclosure and Optimization—Environmental Product Declarations, up to 2 points toward LEED certification can be earned by using products with EPDs, such as North American-made ceramic tile, mortar and grout.

Option 1 (1 Point)

Environmental Product Declaration

AND/OR

One point can be earned for using at least 20 different permanently installed “products,” which are construction materials that meet one of the specified disclosure criteria and are therefore eligible for the valuation associated with that disclosure criteria. Valuations for such materials are awarded on a per-material basis, and this LEED point is earned by using enough materials that their combined valuations total at least 20 “products.”

Disclosure Criteria	Valuation
Proprietary LCA (Internally Reviewed)	1 product
Proprietary EPD (Internally Reviewed)	1 product
Generic EPD (Third-Party Certified)	1 product
Proprietary EPD (Third-Party Certified)	1.5 products

Materials that meet multiple criteria are eligible only for the highest valuation available; the valuations cannot be combined. Also, materials must be sourced from at least five different manufacturers.



Products covered by the North American-made Ceramic Tile, Mortar, and Grout EPDs can each contribute at least ½ product toward the 20-product requirement. For example, for a project with 8 different tiles installed with the same mortar but different grouts (all covered by EPDs), the 17 products (8 tiles, 8 grouts, 1 mortar) would contribute 8.5 “products” toward the 20-product requirement (Example A). In the same scenario, if the mortar, grout, and 1 of the 8 tiles also have a proprietary EPD, the same 17 tiles and related materials would contribute 13.5 “products” (Example B).

Example A

$$(8 \text{ tiles} + 1 \text{ mortar} + 8 \text{ grouts}) \times .5 \text{ products} = 8.5$$

Example B

$$(1 \text{ tile} \times 1 \text{ product}) + (1 \text{ mortar} \times 1 \text{ product}) + (8 \text{ grouts} \times 1 \text{ product}) + (7 \text{ tiles} \times .5 \text{ products}) = 13.5$$

Option 2 (1 Point)

Multi-Attribute Optimization

One point can be earned by using products with improved, or plans for improved environmental life-cycle impacts when at least 10 of those products are used or those products comprise at least 10% of the total value of permanently installed products in the project. Valuations for such materials are awarded on a per-material basis, and this LEED point is earned by using enough materials that their combined valuations total at least 10 “products” or 10% of the total value of the project.

Optimization Criteria	Valuation
Life-Cycle Impact Reduction Plan	½ product or 50% cost
Reduced Global Warming Potential (GWP)	1 product or 100% cost
10% Reduced GWP	1.5 products or 150% cost
20% Reduced GWP & 5% Reduction in Two Other Impact Categories	2 products or 200% cost



For this LEED point, generic EPDs provide a convenient baseline for comparison, and manufacturers of tiles, mortars, or grouts included in generic EPDs that also have one or more proprietary EPDs have the option to show below-industry-average impacts or an impact reduction plan, either of which can contribute to meeting the 10-product or 10% value threshold.

Example calculation 1: For a project with \$1,000,000 in permanently installed products, including \$20,000 of mortar and grout with GWP 10% lower than industry average, and \$80,000 of ceramic tiles for which the manufacturer has included a publicly available action plan to reduce life-cycle environmental impacts:

$$\frac{[\$20\text{K (mortar and grout value)} \times 150\%] + [\$80\text{K (tile value)} \times 50\%]}{\$1\text{M (all materials value)}} = 7\%$$

In the previous example using the cost calculation method, the contribution of the tile and related installation materials toward the 10% minimum would be 7% (70% of the requirement).

Example calculation 2: For a project with 2 different tiles with GWP lower than industry average, 1 tile with a life-cycle impact reduction plan, 3 different grouts with life-cycle environmental impact reduction plans,

and 1 mortar with GWP 10% lower than industry average:

$$(2 \text{ tiles} \times 1 \text{ product}) + (1 \text{ tile} \times .5 \text{ product}) + (3 \text{ grout} \times .5 \text{ product}) + (1 \text{ mortar} \times 1.5 \text{ products}) = 5.5$$

In the above example using the product calculation method, the 7 tiles and related installation materials would contribute 5.5 “products” toward the 10-product minimum (55% of the requirement).

Green Globes ANSI/GBI 01-2019

Under the provisions of Section 10.2, *Product Life Cycle*, using North American-made ceramic tiles, mortars, and/or grouts can contribute toward the 29 available points for using products with EPDs.

19 points are awarded for using products with **cradle-to-gate** life-cycle evaluations based on:

EPDs: Generic or Proprietary	AND / OR	Third-Party Verified Proprietary Life-Cycle Assessment	AND / OR	Third-Party Certification to Multiple Attribute Standards
---------------------------------	-------------	---	-------------	--

10 points are awarded for using products with **cradle-to-grave** life-cycle evaluations based on:

EPDs: Generic or Proprietary	AND / OR	Third-Party Verified Proprietary Life-Cycle Assessment
---------------------------------	-------------	---

Products recognized as having cradle-to-grave life cycle evaluations are additionally recognized for cradle-to-gate.

Points are awarded based on the number of products used. Products with EPDs are valued the same, regardless of whether their EPDs are generic or proprietary; both contribute equally toward the product total.

	# Products	Points
Cradle-to-Gate Life-Cycle Evaluations	30+	19
	29	14
	28	13
	27	12
	26	11
	25	10
	24	9
	23	8
	22	7
	21	6
	20	5
Cradle-to-Grave Life-Cycle Evaluations	10	10
	9	9
	8	8
	7	7
	6	6
	5	5



Without limit, using North American-made ceramic tiles, mortars, and grouts covered by EPDs will contribute to this requirement on a cradle-to-gate and cradle-to-grave basis. Products that are also Green Squared Certified® will earn double points under the cradle-to-gate provisions for also meeting the requirement for products with third-party certifications based on multiple attribute standards.

Sample calculation for a project with 10 tile products, 2 mortars, and 10 grouts covered by the EPD:

$$7 \text{ Points (22 products with cradle-to-gate, covered by EPD)} + 10 \text{ Points (22 products with cradle-to-grave, also covered by EPD)} = 17 \text{ Total Points}$$

Sample calculation for the same project, but with 3 of the tile products, 1 mortar and 2 grouts additionally having Green Squared® Certification:

$$13 \text{ Points (28 products; 22 with cradle-to-gate, covered by EPD, 6 of which are additionally recognized as Green Squared Certified®)} + 10 \text{ Points (22 products with cradle-to-grave, also covered by EPD)} = 23 \text{ Total Points}$$

CREDITS AND COMPLIANCE

NORTH AMERICAN-MADE CERAMIC TILE, MORTAR, AND GROUT

NAHB National Green Building Standard

NAHB National Green Building Standard is commonly referred to as ICC 700. North American-made ceramic tile can help achieve points under Section 611.4, Product Declarations, in this ANSI-approved standard and rating system for residential construction. In this section of the standard, 5 points are awarded if EPDs are submitted for 10 different products installed in the building project. Each building material with an industry-wide EPD contributes a full ‘product’ toward the 10-product goal. Each building material with a product-specific EPD contributes two ‘products’ toward the 10-product goal.

Additionally, up to 10 points can be awarded under Section 610, Life Cycle Analysis, for using products with lower environmental impacts, compared to products intended for the same use. To garner points under Section 610, the selected product must improve upon multiple environmental impacts by an average of 15%, with the number of points awarded tied to the number of impact categories in which the selected product performs better.

Number of Impact Categories	Points	Applicable Impact Categories:
4	2	<ul style="list-style-type: none"> • Fossil fuel consumption • Global warming potential
5	3	<ul style="list-style-type: none"> • Acidification potential • Eutrophication potential • Ozone depletion potential

The standard requires that the LCA tool used to determine the environmental impacts must be based on a minimum reference service life for a building of 60 years. It allows comparisons to be made between different types of products with the same use. It also allows comparison of individual product impacts to the industry averages for the same product type.

Each tiling product covered by the North American-made tile, mortar and/or grout EPDs contributes a full product toward the 10-product threshold specified by Section 611.4 of this standard. Those which have prod-



uct-specific EPDs count double, expanding opportunities for garnering the previously discussed 5 points and creating the possibility of satisfying the 10-product requirement solely with tile installations alone!

EPD Furthermore, the North American-made Ceramic Tile, Mortar, and Grout EPDs report environmental impacts over 75 years, as analyzed by GaBi LCA software, according to the requirements of the standard, fulfilling the 60-year minimum building service life with no requirement to account for product replacements.

When choosing between tile and an alternate flooring material, using ceramic tile covered by the EPD is advantageous when building to this standard, because the EPD shows very low environmental impacts in all categories. In fact, tile covered by the EPD has the lowest impact in all six impact categories, as compared to the impacts reported for other common flooring options in their publicly available, generic EPDs. Refer to the 75-year impact analysis graphs included in this guide for details.

When choosing between specific tiles, mortars, and/or grouts, products covered by generic EPDs will additionally contribute when such products also have proprietary EPDs showing impacts that are on average 15% lower, as compared to the industry average reported in the generic EPD, in at least 4 categories.

Additionally, products that are Green Squared Certified® can also contribute points as detailed elsewhere in the NAHB Green Building Standard. Refer to the Tile and Green Building chart in *Tile: The Natural Choice* for details.



International Green Construction Code (IgCC) Powered by ASHRAE Standard 189.1

About IgCC: An initiative of the International Code Council (ICC). IgCC was developed as model code language for states and municipalities to establish baseline sustainability requirements for new and existing commercial buildings.

About ASHRAE 189.1: An ANSI-approved standard, ASHRAE 189.1 was designed to be incorporated into governing jurisdictions' codes and ordinances for commercial buildings and enforced by building officials and inspectors.

IgCC and ASHRAE Standard 189.1 are now integrated into a single model code and standard for high-performance buildings.

In IgCC Section 901.4.1.4 (ASHRAE 189.1 Section 9.4.1.4.2), *Multiple-Attribute Product Declaration or Certification*, at least 10 different products installed in the building by the time occupancy is allowed shall have a generic EPD, have a proprietary EPD, conform to a third-party multi-attribute certification, or have a third-party reviewed life cycle assessment (LCA).



Each tiling product used, if covered by one or more of the North American made Ceramic Tile, Mortar, and/or Grout EPDs, counts as one product toward the ten-product threshold.

CREDITS AND COMPLIANCE


NORTH AMERICAN-MADE CERAMIC TILE, MORTAR, AND GROUT

Collaborative for High Performance Schools (CHPS)

Under Section MW 6.1, Environmental Product Declarations, 2 points are available for using products with EPDs. To earn them, the standard requires selection of at least 10 products with third party certified EPDs conforming to ISO 14025 and/or ISO 21930. Products are valued the same, whether their EPDs are generic or proprietary.

EPD

North American-made ceramic tile, mortar and grout can contribute toward earning these points, as the EPDs have been third-party certified by UL Environment as conforming to ISO standards for EPDs.



CALGreen

This standard is part of the California Building Standards Code and is commonly adopted as model language by developers of green building standards and rating systems in other parts of the country.

Section A5.409.3 for Non-Residential Construction requires at least 50% use of materials or assemblies based on life-cycle assessment (LCA) of their global warming potential (climate change/greenhouse gases) and two more environmental impacts from the list below:

- Fossil fuel depletion
- Stratospheric ozone depletion
- Acidification of land and water resources
- Eutrophication
- Photochemical oxidants (smog)

EPD Tiling products covered by the North American-made Ceramic Tile, Mortar and/or Grout EPDs are eligible for consideration under this section of CALGreen, as the EPDs provides LCA data and address the referenced environmental impacts.

GSA P-100 Facilities Standards

This standard incorporates sustainability criteria into design standards for the construction of government-funded buildings. Section 3.4 (Interior Performance) sets forth several provisions for ceramic tile:

The “Baseline” and Tier 1 High Performance provisions specify that tiles conform to ANSI A137.1, the ANSI standard for ceramic tile, and be Green Squared Certified.®

The Tier 2 High Performance and Tier 3 High Performance provisions specify that tiles conform to ANSI A137.1, the ANSI standard for ceramic tile, be Green Squared Certified,® and have a publicly-available EPD.

EPD Tiles covered by the North American-made Ceramic Tile EPD are eligible for use on Tier 2 and Tier 3 federal building projects, provided they are also Green Squared Certified® and meet the tile performance standards given in ANSI A137.1.

*Note: At the time of this publication, there are no GSA P-100 provisions for tile mortar or tile grout.



ENVIRONMENTAL FOOTPRINT: TILE, MORTAR AND GROUT A 75-YEAR IMPACT ANALYSIS

Today, North American construction products are increasingly being evaluated based on their 75-year environmental footprint, a time frame chosen for the average service life of a building. Accordingly, the EPDs for North American-made Ceramic Tile, Mortar, and Grout provide long-term environmental impact data. In fact, the North American flooring Product Category Rule (PCR), UL 10010-7, requires EPDs to provide a life-cycle assessment (LCA) with a 75-year impact analysis.

This appropriately includes the environmental impacts associated with acquiring a product's raw materials, manufacturing the product, and then delivering, installing, maintaining, and disposing of it, multiplied by the theoretical number of times the product would wear out and would have to be reinstalled (i.e., 75 years divided by the product's service life, in years).

In all six standard LCA environmental impact assessment categories, as included in the EPD for North American-made Ceramic Tile, Mortar, and Grout, the environmental benefits resulting from tile's inherent durability, long life, and low maintenance are clearly realized.

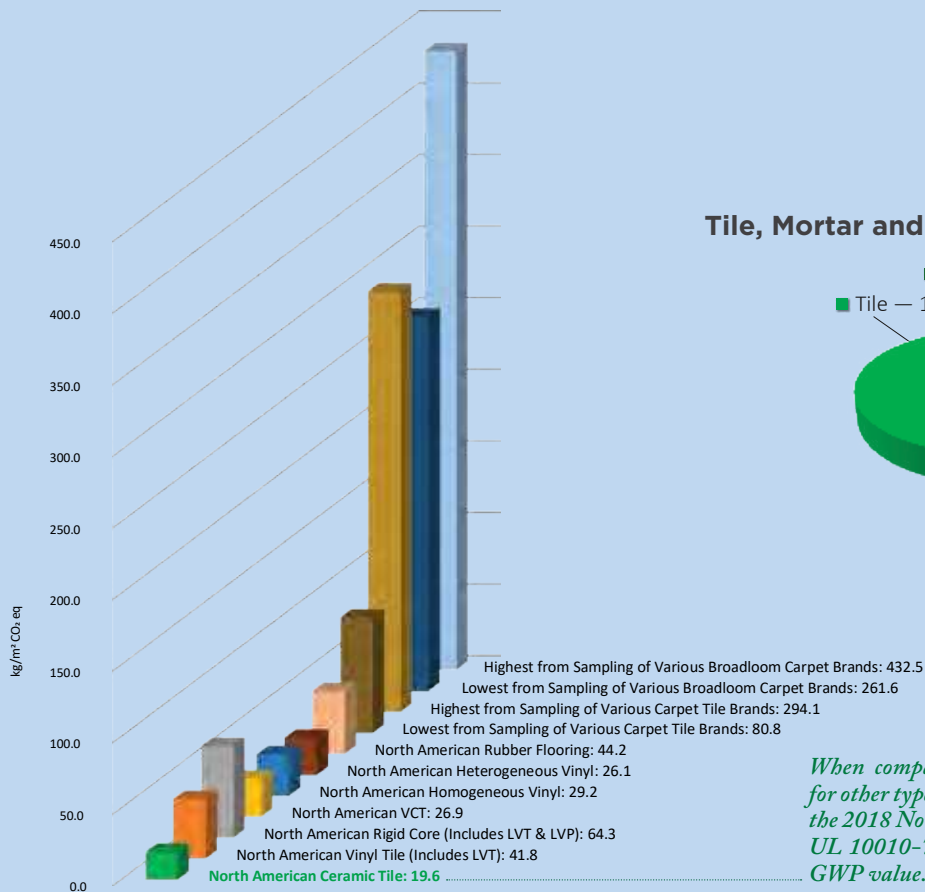
The EPDs for North American-made tiles, mortars, and grouts all report very low 75-year environmental impacts per installed square meter. In fact, when the EPD for North American-made Tile is compared to the generic EPDs for other types of flooring, developed under the same PCR and using the same building service life, North American-made ceramic tile has the lowest overall environmental impact. This includes the lowest Global Warming Potential and the lowest Fossil Fuel Resource Depletion.

Global Warming Potential (GWP)

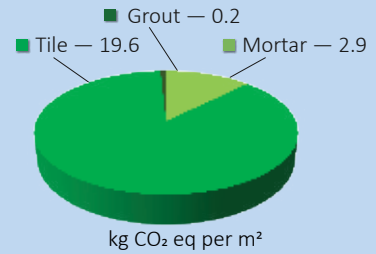
GWP, commonly referred to as “carbon footprint,” is measured by emissions of carbon-equivalent gases and relates to climate change.

The 75-year GWP for North American-made Ceramic Tile, Mortar and Grout, based on their EPDs, is 19.6 kg CO₂ equivalent (eq.) per square meter for tile, 2.9 kg per m² for mortar, and 0.2 kg per m² for grout.

GWP: Tile vs Other Types of Flooring



Tile, Mortar and Grout: Combined GWP



When compared to UL Certified EPDs for other types of flooring developed under the 2018 North American Flooring PCR, UL 10010-7, tile has the lowest 75-year GWP value.

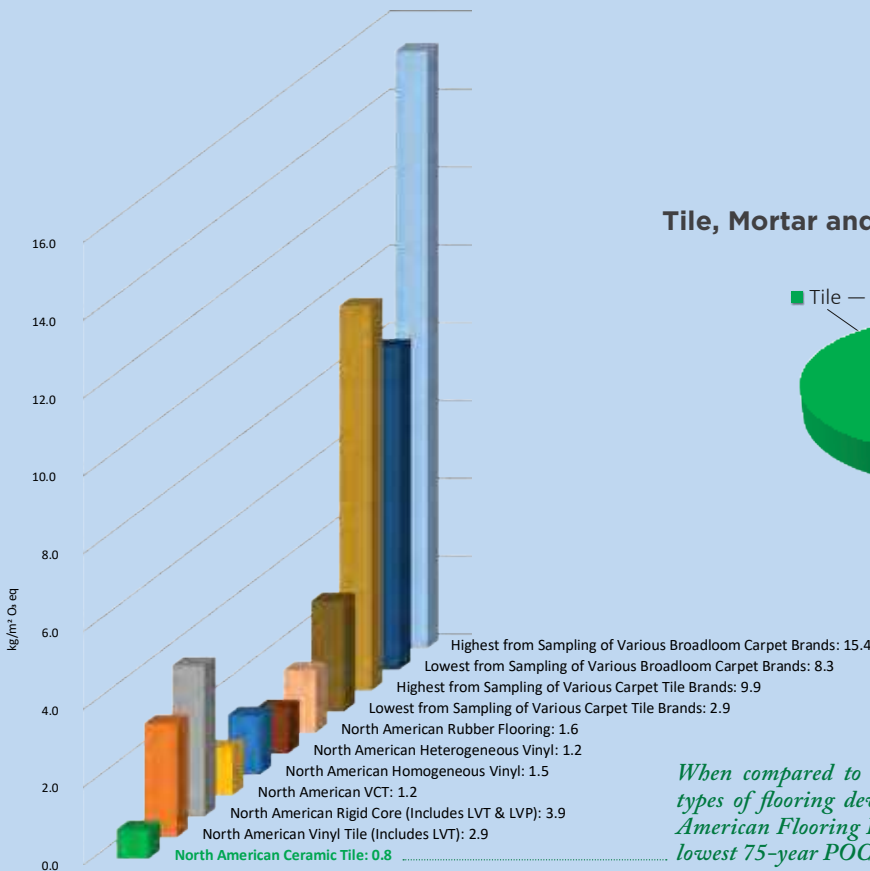
ENVIRONMENTAL FOOTPRINT: TILE, MORTAR AND GROUT A 75-YEAR IMPACT ANALYSIS

Photochemical Oxidant Creation Potential (POCP)

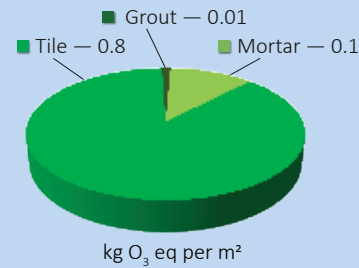
POCP is directly linked to smog formation. Smog is harmful to humans and animals, most notably for aggravating bronchial-related diseases; it also inhibits plant growth due to decreased UV radiation, and can discolor ground-level materials like building exteriors.

The 75-year POCP for North American-made Ceramic Tile, Mortar, and Grout, based on their EPDs, is 0.8 kg O₃ equivalent (eq.) per square meter for tile, 0.1 kg per m² for mortar, and 0.01 kg per m² for grout.

POCP: Tile vs Other Types of Flooring



Tile, Mortar and Grout: Combined POCP



When compared to UL Certified EPDs for other types of flooring developed under the 2018 North American Flooring PCR, UL 10010-7, tile has the lowest 75-year POCP value.

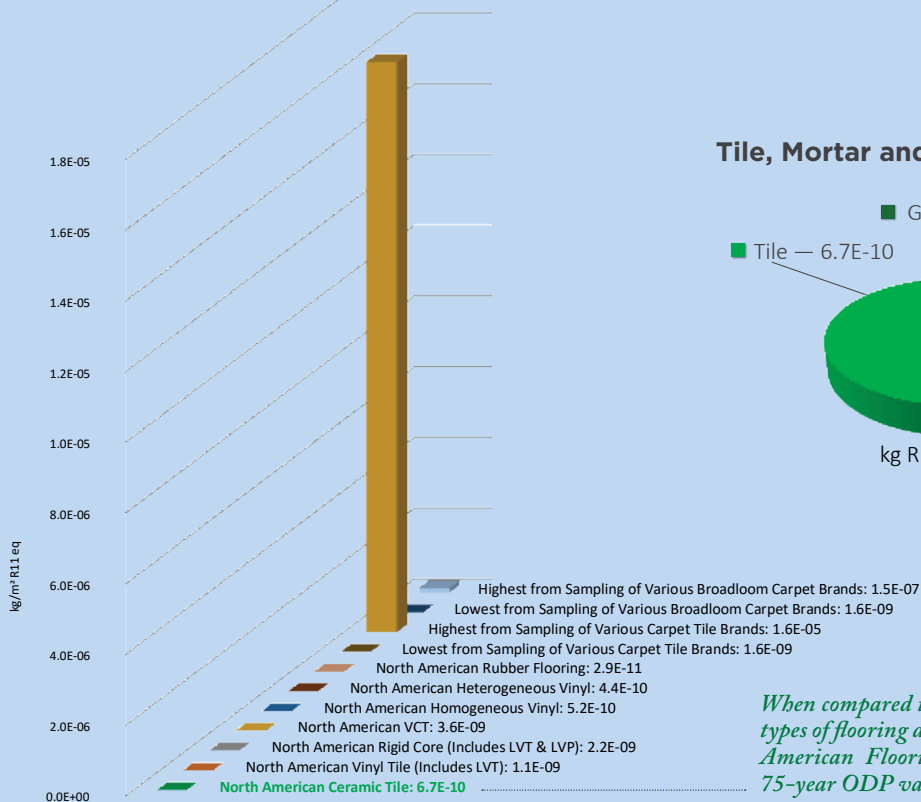
Ozone Depletion Potential (ODP)

Ozone depletion occurs when chlorofluorocarbons (CFCs) and hydrofluorocarbons (HCFCs) reach the stratosphere, react with the sun, and break down the ozone layer. Decreased ozone can lead to an increase in the amount of UV-B radiation that reaches Earth's surface, having harmful effects on human health, animal health, terrestrial and aquatic ecosystems, biochemical cycles, and materials.

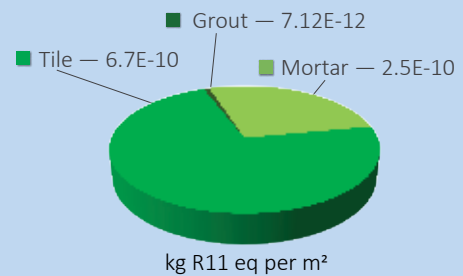
The 75-year ODP for North American-made Ceramic Tile, Mortar, and Grout, based on their EPDs, is 0.00000000067 kg R11 equivalent (eq.) per square meter for tile, 0.00000000025 kg per m² for mortar, and 0.0000000000712 kg per m² for grout.



ODP: Tile vs Other Types of Flooring



Tile, Mortar and Grout: Combined ODP



When compared to UL Certified EPDs for other types of flooring developed under the 2018 North American Flooring PCR, UL 10010-7, tile's 75-year ODP value is among the lowest.

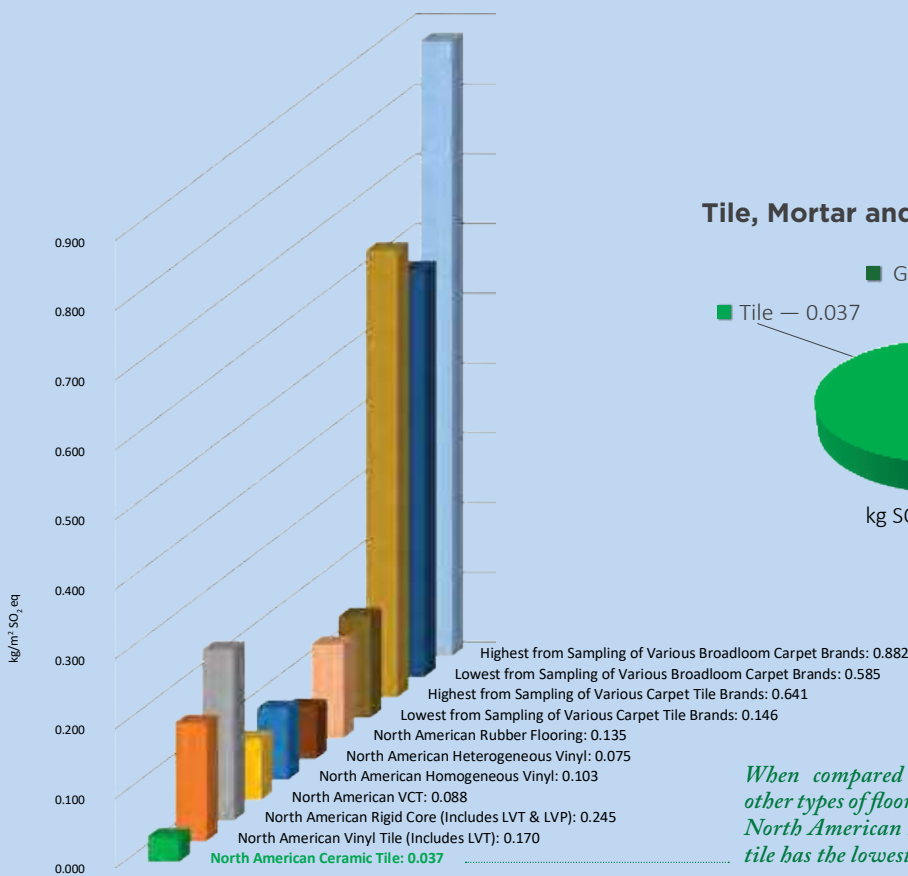
ENVIRONMENTAL FOOTPRINT: TILE, MORTAR AND GROUT A 75-YEAR IMPACT ANALYSIS

Acidification Potential (AP)

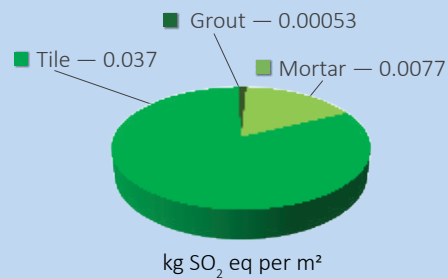
Acidification occurs when soil, groundwater, surface water and atmospheric moisture pH levels are lowered. This can have a harmful impact on organisms, ecosystems, and man-made materials, including buildings.

The 75-year AP for North American-made Ceramic Tile, Mortar and Grout, based on their EPDs, is 0.037kg SO₂ equivalent (eq.) per square meter for tile, 0.0077 kg per m² for mortar, and 0.00053 kg per m² for grout.

AP: Tile vs Other Types of Flooring



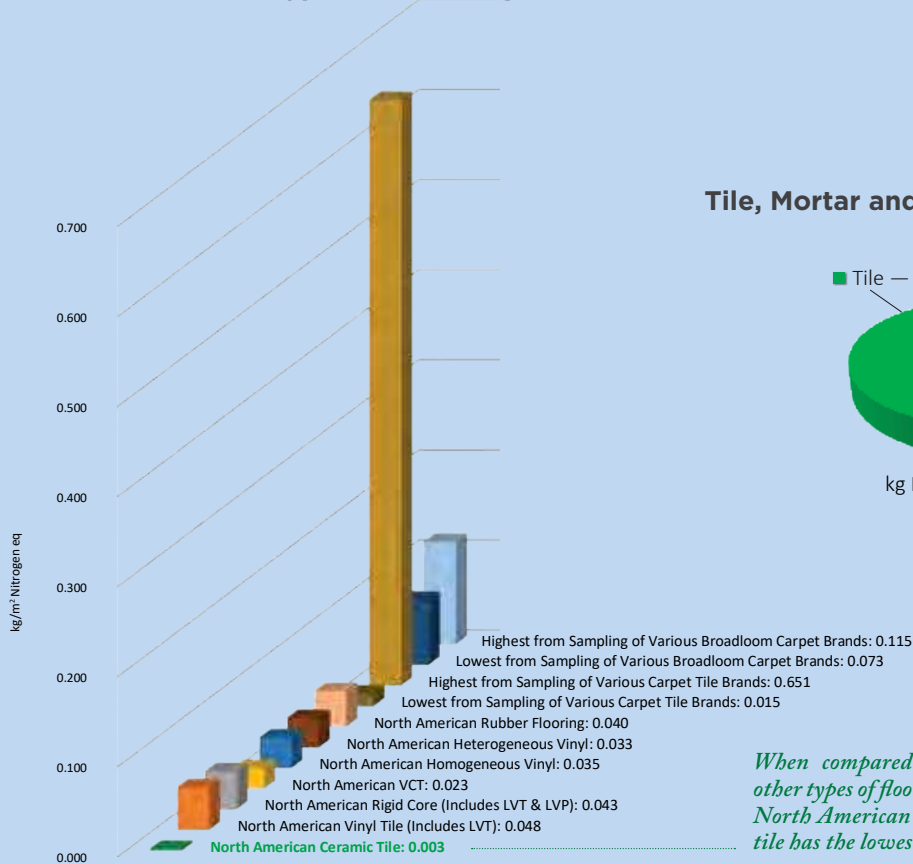
Tile, Mortar and Grout: Combined AP



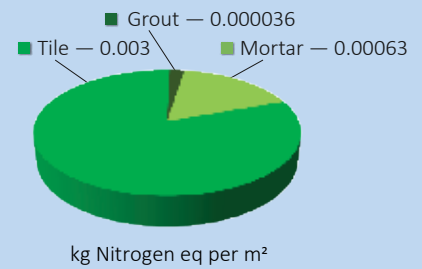
When compared to UL Certified EPDs for other types of flooring developed under the 2018 North American Flooring PCR, UL 10010-7, tile has the lowest 75-year AP value.

Eutrophication Potential (EP)

EP: Tile vs Other Types of Flooring



Tile, Mortar and Grout: Combined EP



When compared to UL Certified EPDs for other types of flooring developed under the 2018 North American Flooring PCR, UL 10010-7, tile has the lowest 75-year EP value.

Eutrophication is the enrichment of a body of water (or ecosystem) with nutrients needed for photosynthesis, such as carbon dioxide and nutrient compounds containing nitrogen and/or phosphorus, commonly from fertilizer runoff and sewage. It is a significant cause of oxygen depletion in bodies of water, resulting from excess plant and algal growth, causing hypoxic conditions in which marine life cannot be sustained.

The 75-year EP for North American-made Ceramic Tile, Mortar, and Grout, based on their EPDs, is 0.003 kg Nitrogen equivalent (eq.) per square meter for tile, 0.00063 kg per m² for mortar, and 0.000036 kg per m² for grout.



ENVIRONMENTAL FOOTPRINT: TILE, MORTAR AND GROUT A 75-YEAR IMPACT ANALYSIS

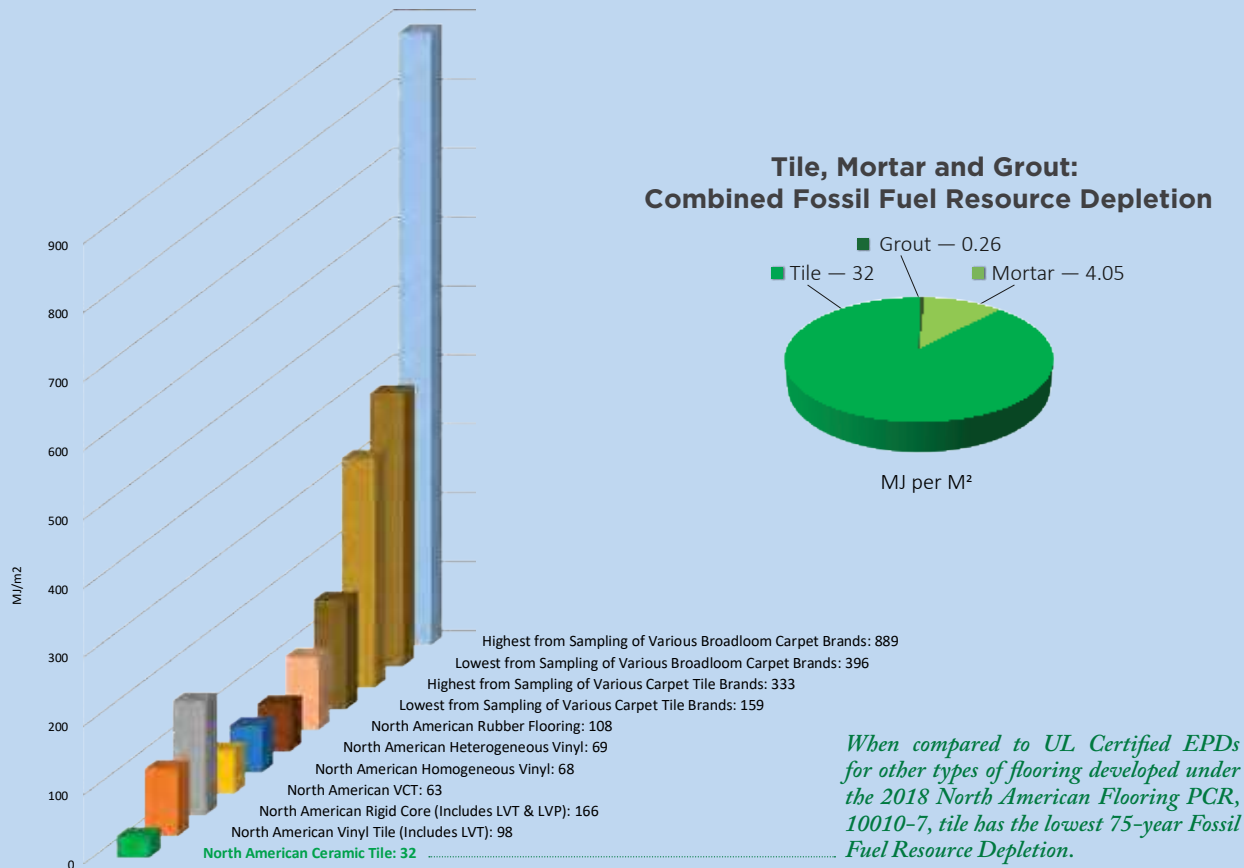
Fossil Fuel Resource Depletion

The utilization of fossil fuel resources throughout the life cycle of a product includes primary non-renewable energy resources such as petroleum, coal, and natural gas used as raw materials and as fuel in the manufacture, installation, maintenance, and disposal of the product. Efforts among environmental life cycle experts have been made to consider depletion of other types of resources, including land and water, but such evaluations are not often included in product LCAs due to difficulties in quantification at the site level.

North American-made Ceramic Tile, Mortar, and Grout, based on their EPDs, is 32 MJ per square meter for tile, 4.05 MJ per m² for mortar and 0.26 MJ per m² for grout.

The Fossil Fuel Resource Depletion over 75 years for

Fossil Fuel Resource Depletion: Tile vs Other Types of Flooring



Now Available in
Print and Digital Formats

2024 TCNA Handbook and ANSI Standards


ANSI A137.2



ANSI A137.1



ANSI A108, A118, and A136



ANSI A137.3, A108.19 and A108.20



Handbook for
Ceramic, Glass, and
Stone Tile Installation



Cathedral Basilica of Saint Louis
St. Louis, Missouri

2024

Update your reference library today
with the standards information you
need for a successful project.



www.tcnatile.com

EPD TRANSPARENCY SUMMARY: TILE

COMPANY NAME Industry-Wide

PRODUCT NAME North America Ceramic Tile: Porcelain, Pressed Floor, Mosaic, Quarry, Glazed Wall

PRODUCT DESCRIPTION Floor or wall covering which is inert, fire resistant, non-combustible, durable, easy to maintain and made of mineral-based natural materials. Manufacturers include American Wonder Porcelain, Arto, Crossville, Dal-Tile, Del Conca USA, Florida Tile, Interceramic, Ironrock, Porcelanite-Lamosa, Portobello America, Quarry Tile Company, StonePeak Ceramics, and Vitromex

PRODUCT CATEGORY RULE (PCR)+ VERSION UL PCR Part B: Flooring, 10010-7, Version 2.0, September 2018

CERTIFICATION PERIOD April 1, 2020 to April 1, 2025

DECLARATION NUMBER 4789101745.101.1

EPD TYPE PRODUCT SPECIFIC INDUSTRY AVERAGE

DECLARED/ FUNCTIONAL UNIT Functional Unit: 1 meter squared

GREEN BUILDING QUALIFICATIONS
 LEED v4 Building Product Disclosure and Optimization - EPDs, Option 1 IgCC Material Compliance
 ASHRAE 189.1 Material Compliance Green Globes 3.5.1.2.1
 NAHB Material Selection

REFERENCE SERVICE LIFE (IF APPLICABLE) 75 Years

LCA SOFTWARE + VERSION GaBi Database Version 9.2.0.58

IMPACT ASSESSMENT METHOD + VERSION TRACI 2.1 & CML 2001-2016



LIFECYCLE IMPACT CATEGORIES

The environmental impacts listed below were assessed through the product's lifecycle over 75 years (cradle to grave impacts)—including production, construction, use (including use, maintenance, refurbishment and replacement), and end of life.

	ATMOSPHERE			WATER		EARTH	
	Global Warming Potential refers to long-term changes in global weather patterns that are caused by increased concentrations of greenhouse gases in the atmosphere.	Ozone Depletion Potential is the destruction of the stratospheric ozone layer, which shields the earth from ultraviolet radiation that's harmful to life, caused by human-made air pollution.	Photochemical Ozone Creation Potential happens when sunlight reacts with hydrocarbons, nitrogen oxides, and volatile organic compounds, to produce air pollution known as smog.	Acidification Potential is the result of human-made emissions and refers to the decrease in pH and increase in acidity of oceans, lakes, rivers, and streams – polluting groundwater and harming aquatic life.	Eutrophication Potential occurs when excessive nutrients cause increased algae growth in lakes, blocking the underwater penetration of sunlight needed to produce oxygen and resulting in the loss of aquatic life.	Depletion of Abiotic Resources (Elements) refers to the reduction of available non-renewable resources, such as metals, that are found on the periodic table of elements, due to human activity.	Depletion of Abiotic Resources (Fossil Fuels) refers to the decreasing availability of non-renewable carbon-based compounds, such as oil and coal, due to human activity.
TRACI	19.6 kg CO ₂ -Equiv.	6.7E-10 kg CFC 11-Equiv.	0.757 kg O ₃ -Equiv.	0.0371 kg SO ₂ -Equiv.	0.00268 kg N-Equiv.	N/A kg Sb-Equiv.	N/A MJ
CML	19.7 kg CO ₂ -Equiv.	5.72E-10 kg R11-Equiv.	0.00176 kg Ethene-Equiv.	0.0323 kg SO ₂ -Equiv.	0.00536 kg PO ₄ -Equiv.	1.34E-05 kg Sb-Equiv.	242 MJ



Environment
© 2018 UL Environment

MATERIAL CONTENT

Material content measured to 1%.

COMPONENT	MATERIAL	AVAILABILITY	MASS%	ORIGIN
Body	Clay	Mineral perpetual	69.78	US, Mexico, Europe
	Sand	Mineral perpetual	6.22	US, Mexico, Europe
	Talc	Mineral perpetual	1.12	US, Mexico, Europe
	Feldspar	Mineral perpetual	11.26	US, Mexico, Europe
	Internal Scrap	Pre-consumer	6.48	US, Mexico, Europe
	Frit	Mineral perpetual	0.41	US, Mexico, Europe
	Calcium Carbonate	Mineral perpetual	1.46	US, Mexico, Europe
	Ash	Mineral perpetual	1.35	US, Mexico, Europe
	Additives	Mineral perpetual	0.66	US, Mexico, Europe
Surface	Ink	Mineral perpetual	0.15	US, Mexico, Europe
	Glaze	Mineral perpetual	1.06	US, Mexico, Europe

ADDITIONAL ENVIRONMENTAL INFORMATION

PRE-CONSUMER RECYCLED CONTENT	VARIES %
POST-CONSUMER RECYCLED CONTENT	VARIES %
VOC EMISSIONS	ZERO/INORGANIC
WATER CONSUMPTION	0.0242 CUBIC METERS

ENERGY

RENEWABLE ENERGY	5.12 %	13.7	MJ
NON-RENEWABLE ENERGY	94.88 %	254	MJ

MANUFACTURER CONTACT INFO

NAME	Tile Council of North America (TCNA)
PHONE	864-646-8453
EMAIL	
WEBSITE	www.TCNAtile.com

© 2018 UL Environment

www.UL.com/environment | environment@ul.com

The information presented herein is a summary of content contained in the manufacturer's ISO 14025-conformant EPD certified by UL. Please visit www.ul.com/environment to download the full EPD. UL, the UL logo, and UL certification mark are trademarks of UL LLC. All other marks are the property of their respective owners.

RECYCLING OR REUSE

Ceramic tile can outlast multiple generations of building occupants and is commonly reused in an existing building or salvaged for use in a new building. Solid and inert, it can also be used in a variety of post-life applications such as clean fill, roadway paving, and raw materials used to manufacture new products. To represent a "worst case" scenario, this EPD reports environmental impacts based on 100% of all tile removal waste being disposed of in a landfill.

STANDARDS

ANSI A137.1 American National Standard Specifications for Ceramic Tile

ISO 13006 International Organization for Standardization Specifications for Ceramic Tile

ANSI A138.1/Green Squared® American National Standard Specifications for Sustainable Ceramic Tiles, Glass Tiles, and Tile Installation Materials

CERTIFICATIONS



EPD TRANSPARENCY SUMMARY: GROUT

COMPANY NAME	Industry-Wide
PRODUCT TYPE	ANSI A118.6, A118.7, and ISO 13007
PRODUCT NAME	Cement Grout for Tile Installation: Made in North America
PRODUCT DEFINITION	Factory-prepared mixture of cement, aggregate and other ingredients used to fill joints, or the spaces between tiles. Once cured, it is durable, fire-resistant, and moisture insensitive. Manufacturers include Ardex, Bostik, Crest, Custom, HB Fuller/TEC, Interceramic, Laticrete, MAPEI, Parex and Cemix/Textrite
PRODUCT CATEGORY RULE (PCR)	UL PCR Part B: Cement-Based Grout, Adhesive Mortar, and Leveling Underlayment, v1.0, 2022
CERTIFICATION PERIOD	January 1, 2023 to January 1, 2028
DECLARATION NUMBER	Pending



LIFECYCLE IMPACT CATEGORIES

The environmental impacts listed below were assessed throughout the product's lifecycle – including raw material extraction, transportation, manufacturing, packaging, use, and disposal at end of life.

	ATMOSPHERE			WATER		EARTH	
	Global Warming Potential refers to long-term changes in global weather patterns – including temperature and precipitation – that are caused by increased concentrations of greenhouse gases in the atmosphere.	Ozone Depletion Potential is the destruction of the stratospheric ozone layer, which shields the earth from ultraviolet radiation that's harmful to life, caused by human-made air pollution.	Photochemical Ozone Creation Potential happens when sunlight reacts with hydrocarbons, nitrogen oxides, and volatile organic compounds, to produce a type of air pollution known as smog.	Acidification Potential is the result of human-made emissions and refers to the decrease in pH and increase in acidity of oceans, lakes, rivers, and streams – a phenomenon that pollutes groundwater and harms aquatic life.	Eutrophication Potential occurs when excessive nutrients cause increased algae growth in lakes, blocking the underwater penetration of sunlight needed to produce oxygen and resulting in the loss of aquatic life.	Depletion of Abiotic Resources (Elements) refers to the reduction of available non-renewable resources, such as metals and gases, that are found on the periodic table of elements, due to human activity.	Depletion of Abiotic Resources (Fossil Fuels) refers to the decreasing availability of non-renewable carbon-based compounds, such as oil and coal, due to human activity.
TRACI	0.192 kg CO2-Equiv.	7.12E-12 kg CFC 11-Equiv.	0.00906 kg O3-Equiv.	0.000528 kg SO2-Equiv.	3.59E-05 kg N-Equiv.	N/A	.026 MJ

FUNCTIONAL UNIT One square meter (1 sqm) of installed grout. Life cycle impact results are expressed for 75 years. Assumed application rate is 0.212 kilograms per square meter.



Environment

MATERIAL CONTENT

Material content measured to 1%.

MATERIAL	AVAILABILITY	MASS%	ORIGIN
Quartz	Mineral perpetual	34	Locally sourced US, Canada, Mexico
Portland cement	Mineral manufactured	33	US, Canada, Mexico, Europe
Calcium carbonate	Mineral perpetual	27	Locally sourced US, Canada, Mexico
Proprietary additives	Varies	2	US, Canada, Europe, Asia
Iron oxide	Mineral perpetual	1	Locally sourced US, Canada, Mexico
Calcium hydroxide	Mineral perpetual	1	Locally sourced US, Canada, Mexico
Gypsum	Mineral perpetual	1	Locally sourced US, Canada, Mexico
Vinyl acetate ethylene polymer	Polymer manufactured	<1	Locally sourced US, Canada, Mexico
Fly ash	Mineral manufactured	<1	Locally sourced US, Canada, Mexico
Silica	Mineral perpetual	<1	Locally sourced US, Canada, Mexico

ADDITIONAL ENVIRONMENTAL INFORMATION

PRE-CONSUMER RECYCLED CONTENT	VARIES %
POST-CONSUMER RECYCLED CONTENT	VARIES %
VOC EMISSIONS	CDPH 01350 COMPLIANT
WATER CONSUMPTION	0.51 L

ENERGY

RENEWABLE ENERGY	9 %	0.26 MJ
NON-RENEWABLE ENERGY	91 %	2.59 MJ

MANUFACTURER CONTACT INFO

NAME	Tile Council of North America (TCNA)
PHONE	864-646-8453
EMAIL	
WEBSITE	www.TCNAtile.com

www.UL.com/environment | environment@ul.com

The information presented herein is a summary of content contained in the manufacturer's ISO 14025-compliant EPD certified by UL. Please visit www.ul.com/environment to download the full EPD. UL, the UL logo, and UL certification mark are trademarks of UL LLC. All other marks are the property of their respective owners.


RECYCLING OR REUSE

Tile installations with cement grout can last as long as buildings and are often reused for multiple generations of building occupants. Although tile and cement grout can be used in a variety of post-life applications (e.g., clean fill, roadway paving, aggregate for new products, etc.), this analysis adopts a conservative approach and assumes that 100% of tile and associated waste are disposed in a landfill.

STANDARDS

ANSI A118.6 American National Standard Specifications, Standard Cement Grouts for Tile Installation
ANSI A118.7 American National Standard Specifications, High Performance Cement Grouts for Tile Installation
ISO 13007 Terms, Definitions and Specifications, Ceramic Tile Grouts and Adhesives
ANSI A138.1/Green Squared® American National Standard Specifications, Sustainable Ceramic Tiles, Glass Tiles and Tiles, and Tile Installation Materials

CERTIFICATIONS



EPD

TRANSPARENCY SUMMARY: MORTAR

COMPANY NAME	Industry-Wide
PRODUCT TYPE	ANSI A118.1, A118.4/11, A118.15, and ISO 13007
PRODUCT NAME	Cement Mortar for Tile Installation: Made in North America
PRODUCT DEFINITION	Blend of cement, sand, water retention compounds and other additives used to adhere tile to a substrate. Once cured, it is durable, fire-resistant, moisture insensitive, and maintenance-free. Manufacturers include Ardex, Bostik, Cemenquin/Cement Pro, Crest, Custom, HB Fuller/TEC, Interceramic, Laticrete, MAPEI, Parex, Schluter and Cemix/Texrite
PRODUCT CATEGORY RULE (PCR)	UL PCR Part B: Cement-Based Grout, Adhesive Mortar, and Leveling Underlayment, v1.0, 2022
CERTIFICATION PERIOD	January 1, 2023 to January 1, 2028
DECLARATION NUMBER	Pending



LIFECYCLE IMPACT CATEGORIES

The environmental impacts listed below were assessed throughout the product's lifecycle – including raw material extraction, transportation, manufacturing, packaging, use, and disposal at end of life.

	ATMOSPHERE			WATER		EARTH	
	Global Warming Potential refers to long-term changes in global weather patterns – including temperature and precipitation – that are caused by increased concentrations of greenhouse gases in the atmosphere.	Ozone Depletion Potential is the destruction of the stratospheric ozone layer, which shields the earth from ultraviolet radiation that's harmful to life, caused by human-made air pollution.	Photochemical Ozone Creation Potential happens when sunlight reacts with hydrocarbons, nitrogen oxides, and volatile organic compounds, to produce a type of air pollution known as smog.	Acidification Potential is the result of human-made emissions and refers to the decrease in pH and increase in acidity of oceans, lakes, rivers, and streams – a phenomenon that pollutes groundwater and harms aquatic life.	Eutrophication Potential occurs when excessive nutrients cause increased algae growth in lakes, blocking the underwater penetration of sunlight needed to produce oxygen and resulting in the loss of aquatic life.	Depletion of Abiotic Resources (Elements) refers to the reduction of available non-renewable resources, such as metals and gases, that are found on the periodic table of elements, due to human activity.	Depletion of Abiotic Resources (Fossil Fuels) refers to the decreasing availability of non-renewable carbon-based compounds, such as oil and coal, due to human activity.
TRACI	2.9 kg CO2-Equiv.	2.53E-10 kg CFC 11-Equiv.	0.144 kg O3-Equiv.	0.0077 kg SO2-Equiv.	6.29E-04 kg N-Equiv.	N/A	4.05 MJ

FUNCTIONAL UNIT One square meter (1 sqm) of installed mortar. Life cycle impact results are expressed for 75 years. Assumed application rate is 4.07 kilograms per square meter.



Environment

MATERIAL CONTENT

Material content measured to 1%.

MATERIAL	AVAILABILITY	MASS%	ORIGIN
Calcium carbonate	Mineral perpetual	36	Locally sourced US, Canada, Mexico
Portland cement	Mineral manufactured	28	Locally sourced US, Canada, Mexico
Quartz	Mineral perpetual	20	Locally sourced US, Canada, Mexico
Silica	Mineral perpetual	11	US, Canada, Mexico
Fly ash	Mineral manufactured	2	US, Canada, Mexico
Proprietary additives	Varies	1	US, Mexico, Europe
Vinyl acetate ethylene polymer	Polymer manufactured	1	US, Mexico, Europe
Gypsum	Mineral perpetual	<1	US, Canada, Mexico
Calcium hydroxide	Mineral perpetual	<1	US, Canada, Mexico
Iron oxide	Mineral perpetual	<1	US, Canada, Mexico

ADDITIONAL ENVIRONMENTAL INFORMATION

PRE-CONSUMER RECYCLED CONTENT	VARIES %
POST-CONSUMER RECYCLED CONTENT	VARIES %
VOC EMISSIONS	CDPH 01350 COMPLIANT
WATER CONSUMPTION	6.5 L

ENERGY

RENEWABLE ENERGY	10 %	4.51 MJ
NON-RENEWABLE ENERGY	90 %	39.3 MJ

MANUFACTURER CONTACT INFO

NAME	Tile Council of North America (TCNA)
PHONE	864-646-8453
EMAIL	
WEBSITE	www.TCNAtile.com


RECYCLING OR REUSE

Tile installations with cement mortar can last as long as buildings and are often reused for multiple generations of building occupants. Although tile and cement mortar can be used in a variety of post-life applications (e.g., clean fill, roadway paving, aggregate for new products, etc.), this analysis adopts a conservative approach and assumes that 100% of tile and associated waste are disposed in a landfill.

STANDARDS

ANSI A118.1 American National Standard Specifications, Dry-Set Cement Mortar
 ANSI A118.4/11 American National Standard Specifications, Modified Dry-Set Cement Mortar
 ANSI A118.15 American National Standard Specifications, Improved Modified Dry-Set Cement Mortar
 ISO 13007 Terms, Definitions and Specifications, Ceramic Tile Grouts and Adhesives
 ANSI A138.1/Green Squared® American National Standard Specifications, Sustainable Ceramic Tiles, Glass Tiles and Tiles, and Tile Installation Materials

CERTIFICATIONS



www.UL.com/environment | environment@ul.com

The information presented herein is a summary of content contained in the manufacturer's ISO 14025-compliant EPD certified by UL. Please visit www.ul.com/environment to download the full EPD. UL, the UL logo, and UL certification mark are trademarks of UL LLC. All other marks are the property of their respective owners.

NOTICE OF DISCLAIMER AND LIMITATION OF LIABILITY: This material is copyrighted by Tile Council of North America, Inc. (“TCNA”) and may not, in whole or in part, be copied, distributed, published, displayed, used to make derivative works, or otherwise used without the express, written permission of TCNA. TCNA often grants permission for certain limited re-use of its materials. If interested, please visit www.tcnatile.com.

This material is provided for general informational purposes only and may include information from third parties beyond the control of TCNA. The material is offered “as is,” without warranty concerning its accuracy or use for any particular purpose. TCNA accepts no liability for use of this material and disclaims any and all duty to provide warnings or to further investigate the suitability of the use of a particular product in a particular situation. Views expressed by third parties are not necessarily the views of TCNA.

This material is not an endorsement, recommendation, approval, certification, or criticism by TCNA of any particular product, method, or application, nor is it offered as medical, legal, or other professional advice. Anyone considering the use, installation, testing, or other properties of a particular product or method should consult with the relevant manufacturer or an appropriate professional for advice specific to the person’s needs and consider any applicable laws, statutes, codes, or regulations. To the extent testing results, standards, or procedures are summarized or referenced in the material, they are offered for summary purposes only; please refer to the actual results, standards, or procedures for complete information and any limitations concerning their use, or contact TCNA for more complete information.

Under no circumstances will TCNA be liable to any person or business entity for any damages, including without limitation any and all direct, indirect, special, incidental, consequential, or exemplary damages, resulting, in whole or in part, from any use of, reference to, or reliance upon this material, even if advised of the possibility of such damages. The foregoing limitation of liability is a fundamental element of the use of this material and the material would not be offered by TCNA without such limitation.

Release date: January 2024

Green building standards and rating systems are living documents, and the consensus regarding their use and interpretation is ever-evolving. Check for updates to *Tile: The Natural Choice* at www.TCNAtile.com.



Copyright © 2024. Tile Council of North America, Incorporated. All Rights Reserved.

100 Clemson Research Blvd. Anderson, SC 29625 | 864.646.8453 | www.TCNAtile.com